

JOB/TASK: REVERSING TRUCKS ONTO ROADS **DATE:** 01/04/2013

LICENSES / QUALIFICATIONS: Drivers License appropriate for vehicle, Construction Safety Awareness Card, Traffic Controller Accreditation (if stopping traffic)

LOCATION / DEPARTMENT: Factory and Sites **Analysis by :** John Payne, Keith Walker, Gil Sander

EQUIPMENT/TOOLS REQUIRED:
 Communication - Mobile Phone (and 2 way radio if spotter needed)
 Traffic Warning Cones
 Stop / Slow Traffic Sign

PERSONAL PROTECTIVE EQUIPMENT TO BE AVAILABLE, CHECK SITE REQUIREMENT:




RISK LEVEL **H = high** **M = med** **L = low** **N = negligible**

No	JOB/TASK STEP	POTENTIAL HAZARDS	INITIAL RISK LEVEL	SAFE WORK / CONTROL MEASURES	FINAL RISK LEVEL
1	Access alternatives to reversing onto road	1. Mobile plant in area 2. Other trades in area • falling objects • hit by thrown waste 3. No alternative but to reverse	H	1. Do not approach within 3 metres of operating mobile plant without signal from driver 2. Communicate with other trades when walking around 3. If no qualified spotter already provided, contact BGC supervisor and request a spotter	M
2	Driver and spotter to discuss the plan for reversing onto road	1. Breach of traffic code 2. Vehicle collision 3. Confusion about signals	H	1. If possible, spotter to stand on verge and wait until there is enough of break in traffic if traffic for the truck to reverse safely onto road without interrupting the flow 2. If spotter has to interrupt the flow of traffic or stand on the road, spotter must be accredited Traffic Controller 3. Driver and spotter to agree on signals to be used before truck is reversed	M

JOB/TASK: REVERSING TRUCKS ONTO ROADS		DATE: 01/04/2013			
3	Reverse truck onto to road	<ol style="list-style-type: none"> 1. Pedestrians 2. Collision with mobile plant or vehicles 3. Reversing onto public roads 4. Spotter being run over 	H	<ol style="list-style-type: none"> 1. Driver to ensure all mirrors, seats, and controls are correctly adjusted Spotter to keep look out for pedestrians in area Driver to sound the horn if pedestrians are not reacting Ensure all personnel are at a safe distance from truck path. 2. Do drive within 3 metres of any mobile plant or vehicle if a driver is in the cabin unless the driver signals for you to proceed 3. Spotter to be in sight of driver at all times Driver and spotter MUST be trained in and signed off on the current REVERSING TRUCKS JSA 4. Stop / slow sign to be used to control traffic Hi vis clothing to be worn Spotter to remain off road until traffic has stopped 	L


Checked by:



 Gil Sander, Production Manager


DATE: 2-04-13

Approved by:



 Keith Walker, Divisional Manager

DATE: 2-4-13



 John Payne OH&S Manager

DATE: 02/04/13



ALL ACCIDENTS
NO MATTER
HOW MINOR
MUST BE
REPORTED
TO YOUR
SUPERVISOR



THINK TIDY
IT IS EVERYONE'S
RESPONSIBILITY

I, _____ hereby confirm that I have read and been instructed on the Job Safety Analysis Number
SITE 02.00 and understand how the safe work / control measures are used in this task.

SIGNED _____

DATE: _____